

Kg 3,5



Euro 110,00 each


(2 servotechs are required for each JOLLY or TEMPOTECH scaffolding)





**VIDEO
assembly with
SERVOTECH**



Device for the easy assembly / disassembly of guardrail frames on a scaffolding. The 2021 revision of the European Standard UNIEN1004.1.2 on scaffolding prohibits that during use, assembly and disassembly, the operator can remain standing on the working platform without the protection of a complete guardrails set on each side. For this we have created this device to allow to assemble the guardrails from the lower platform to the one you want to climb on. In this way, before climbing onto the upper platform, the operator is already protected on all sides by a guardrail which avoids the risk of falling (as required by law).

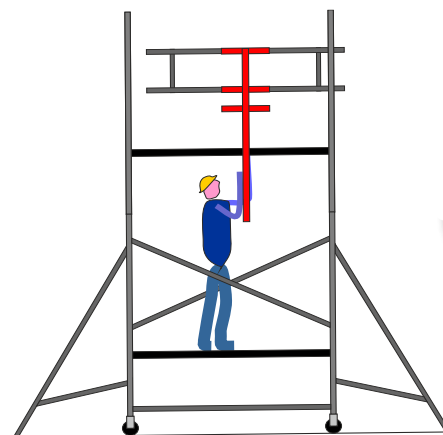


The first images show how SERVOTECH can be transported and stored hooked to other elements of the scaffolding to avoid loss or damage.



ASSEMBLY

During assembly SERVOTECH allows the operator to hook the railing with both hands free. This increases comfort especially in the case of long guardrails and when working at considerable heights or in confined spaces. The operator hooks the guardrail onto the SERVOTECH and lifts it up to the protective position of the upper working platform where it hooks it to the scaffolding uprights. The ergonomic design of SERVOTECH allows a secure grip and the possibility of hooking the frames by making a strong lever on the hooks for a quick and safe fixing. Once the assembly is finished, SERVOTECH can be disassembled or even remain conveniently hung on the guardrail or on the rungs of the scaffold until the moment of disassembly.



DISASSEMBLY

For disassembly, the operator presses the release buttons of the railing but leaves it in position; once he has gone down to the lower platform, he can lower the guardrail by holding SERVOTECH.