

BRIDGE



EN Professional system of bridge ladders with free light under the platform for climbing over production lines or passing over roofs in the presence of fixed obstacles. It is made of TIG welded extruded aluminum and is delivered disassembled with a very small shipping footprint. It is supplied with different ground support systems. Mounting hardware supplied.

FR Système professionnel d'échelles de pont avec lumière libre sous la plate-forme pour escalader des lignes de production ou passer sur des toits en présence d'obstacles fixes. Il est fabriqué en aluminium extrudé soudé TIG et est livré démonté avec un encombrement d'expédition très réduit. Il est fourni avec différents systèmes de soutènement au sol. Matériel de montage fourni.

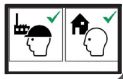
DE Professionelles System von Brückenleitern mit freiem Licht unter der Plattform zum Übersteigen von Produktionslinien oder zum Überqueren von Dächern bei festen Hindernissen. Es besteht aus WIG-geschweißtem extrudiertem Aluminium und wird zerlegt geliefert, sodass der Transportbedarf sehr gering ist. Es wird mit verschiedenen Bodenunterstützungssystemen geliefert. Montagematerial im Lieferumfang enthalten.

RO Sistem profesional de scari de pod cu lumina libera sub platforma pentru catararea liniilor de productie sau trecerea peste acoperisuri in prezenta obstacolelor fixe. Este realizat din aluminiu extrudat sudat TIG și se livrează dezasamblat cu o amprentă de transport foarte mică. Este furnizat cu diferite sisteme de sprijin la sol. Accesoriile pentru montaj sunt furnizate.



Optional: BRIDGE/N

Optional: BRIDGE/N

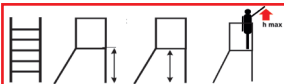


YEAR WARRANTY
JAHRE GARANTIE
AN GARANTIESTE
ANS DE GARANTIE
5

ISO 9000
EN ISO
9606



150
Kg




BRIDGE/A (L = mm)

n.	mm	mm	mm	L=1000	L=1300	L=1600	L=1900	L=2200	L=2500	L=2800	L=3100
2	552	486	2552	SBRIDGE12/100	SBRIDGE12/130	SBRIDGE12/160	SBRIDGE12/190	SBRIDGE12/220	SBRIDGE12/250	SBRIDGE12/280	SBRIDGE12/310
3	834	768	2834	SBRIDGE13/100	SBRIDGE13/130	SBRIDGE13/160	SBRIDGE13/190	SBRIDGE13/220	SBRIDGE13/250	SBRIDGE13/280	SBRIDGE13/310
4	1116	1050	3116	SBRIDGE14/100	SBRIDGE14/130	SBRIDGE14/160	SBRIDGE14/190	SBRIDGE14/220	SBRIDGE14/250	SBRIDGE14/280	SBRIDGE14/310
5	1398	1332	3398	SBRIDGE15/100	SBRIDGE15/130	SBRIDGE15/160	SBRIDGE15/190	SBRIDGE15/220	SBRIDGE15/250	SBRIDGE15/280	SBRIDGE15/310
6	1680	1614	3680	SBRIDGE16/100	SBRIDGE16/130	SBRIDGE16/160	SBRIDGE16/190	SBRIDGE16/220	SBRIDGE16/250	SBRIDGE16/280	SBRIDGE16/310
7	1962	1896	3962	SBRIDGE17/100	SBRIDGE17/130	SBRIDGE17/160	SBRIDGE17/190	SBRIDGE17/220	SBRIDGE17/250	SBRIDGE17/280	SBRIDGE17/310
8	2244	2178	4244	SBRIDGE18/100	SBRIDGE18/130	SBRIDGE18/160	SBRIDGE18/190	SBRIDGE18/220	SBRIDGE18/250	SBRIDGE18/280	SBRIDGE18/310
9	2526	2460	4526	SBRIDGE19/100	SBRIDGE19/130	SBRIDGE19/160	SBRIDGE19/190	SBRIDGE19/220	SBRIDGE19/250	SBRIDGE19/280	SBRIDGE19/310
10	2808	2742	4808	SBRIDGE20/100	SBRIDGE20/130	SBRIDGE20/160	SBRIDGE20/190	SBRIDGE20/220	SBRIDGE20/250	SBRIDGE20/280	SBRIDGE20/310



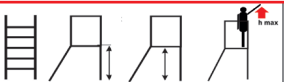
2

BRIDGE/A



4

BRIDGE/S



BRIDGE/S (L = mm)

n.	mm	mm	mm	L=1000	L=1300	L=1600	L=1900	L=2200	L=2500	L=2800	L=3100
2	552	486	2552	SBRIDGE22/100	SBRIDGE22/130	SBRIDGE22/160	SBRIDGE22/190	SBRIDGE22/220	SBRIDGE22/250	SBRIDGE22/280	SBRIDGE22/310
3	834	768	2834	SBRIDGE23/100	SBRIDGE23/130	SBRIDGE23/160	SBRIDGE23/190	SBRIDGE23/220	SBRIDGE23/250	SBRIDGE23/280	SBRIDGE23/310
4	1116	1050	3116	SBRIDGE24/100	SBRIDGE24/130	SBRIDGE24/160	SBRIDGE24/190	SBRIDGE24/220	SBRIDGE24/250	SBRIDGE24/280	SBRIDGE24/310
5	1398	1332	3398	SBRIDGE25/100	SBRIDGE25/130	SBRIDGE25/160	SBRIDGE25/190	SBRIDGE25/220	SBRIDGE25/250	SBRIDGE25/280	SBRIDGE25/310
6	1680	1614	3680	SBRIDGE26/100	SBRIDGE26/130	SBRIDGE26/160	SBRIDGE26/190	SBRIDGE26/220	SBRIDGE26/250	SBRIDGE26/280	SBRIDGE26/310
7	1962	1896	3962	SBRIDGE27/100	SBRIDGE27/130	SBRIDGE27/160	SBRIDGE27/190	SBRIDGE27/220	SBRIDGE27/250	SBRIDGE27/280	SBRIDGE27/310
8	2244	2178	4244	SBRIDGE28/100	SBRIDGE28/130	SBRIDGE28/160	SBRIDGE28/190	SBRIDGE28/220	SBRIDGE28/250	SBRIDGE28/280	SBRIDGE28/310
9	2526	2460	4526	SBRIDGE29/100	SBRIDGE29/130	SBRIDGE29/160	SBRIDGE29/190	SBRIDGE29/220	SBRIDGE29/250	SBRIDGE29/280	SBRIDGE29/310
10	2808	2742	4808	SBRIDGE20/100	SBRIDGE20/130	SBRIDGE20/160	SBRIDGE20/190	SBRIDGE20/220	SBRIDGE20/250	SBRIDGE20/280	SBRIDGE20/310



4

Optional: BRIDGE/T